




Thick Film Chip Resistors, Zero Ohm Jumper, Military/Established Reliability MIL-PRF-32159 Qualified, Type RCZ



FEATURES

HALOGEN FREE

- Fully conforms to the requirements of MIL-PRF-32159
- Established reliability - verified failure rate; M level
- Operating temperature range is - 55 °C to + 150 °C
- 100 % group A screening per MIL-PRF-32159
- Termination style B - tin/lead wraparound over nickel barrier
- For MIL-PRF-55342 chip resistors, see Vishay Dale's RCWPM (Military M/D55342) datasheet (www.vishay.com/doc?31010)
- Material categorization: For definitions of compliance please see www.vishay.com/doc?99912

STANDARD ELECTRICAL SPECIFICATIONS

VISHAY DALE MODEL	MIL-PRF-32159 STYLE	MIL SPEC. SHEET	TERM.	CASE SIZE	POWER RATING $P_{70^{\circ}\text{C}}$ W	CURRENT RATING A	MAXIMUM RESISTANCE Ω
RCWPM-0502-99	RCZ0502	01	B	0502	0.05	1.3	30m
RCWPM-550-99	RCZ0505	02	B	0505	0.100	2.2	20m
RCWPM-5100-99	RCZ1005	03	B	1005	0.20	2.8	25m
RCWPM-5150-99	RCZ1505	04	B	1505	0.15	2.1	35m
RCWPM-7225-99	RCZ2208	05	B	2208	0.225	2.5	35m
RCWPM-575-99	RCZ0705	06	B	0705 ⁽¹⁾	0.15	2.7	20m
RCWPM-1206-99	RCZ1206	07	B	1206	0.25	3.2	25m
RCWPM-2010-99	RCZ2010	08	B	2010	0.80	5.7	25m
RCWPM-2512-99	RCZ2512	09	B	2512	1.0	6.3	25m
RCWPM-1100-99	RCZ1010	10	B	1010	0.50	5.0	20m
RCWPM-0402-99	RCZ0402	11	B	0402	0.04	1.2	30m
RCWPM-0603-99	RCZ0603	12	B	0603	0.07	1.5	30m
RCWPM-0302-99	RCZ0302	13	B	0302	0.035	1.1	30m

Notes

- DSCC has created a series of drawings to support the need for zero ohm jumper product. Vishay Dale is listed as a resource on these drawings as follows:

DSCC DRAWING NUMBER	VISHAY DALE MODEL	TERM.	MAXIMUM RESISTANCE $m\Omega$	MAX. CURRENT RATING A	MAXIMUM WORKING VOLTAGE V
03011	RCWPM0201..99	B	50	0.5	30
03012	RCWPM0302..99	B	20	1.1	15
03014	RCWPM0402..99	B	25	1.2	30
88032	RCWPM0502..99	B	20	1.3	40
03013	RCWPM0603..99	B	25	1.5	50
03002	RCWPM0550..99	B	25	2.2	40
90048	RCWPM0575..99	B	20	2.7	50
90049	RCWPM5100..99	B	30	2.8	75
94011	RCWPM1206..99	B	20	3.2	100
90092	RCWPM5150..99	B	40	2.1	125
87011	RCWPM1100..99	B	20	5.0	75
90047	RCWPM7225..99	B	40	2.5	175
03015	RCWPM2010..99	B	40	5.7	150
03016	RCWPM2512..99	B	40	6.3	200

These drawings can be viewed at: www.landandmaritime.dia.mil/Programs/MilSpec/ListDwgs.aspx?DocTYPE=DSCCdwg.

(1) MIL case size 0705 and EIA case size 0805 are dimensionally the same.

GLOBAL PART NUMBER INFORMATION

Part Number (MIL-PRF-32159): **M32159B02MWB** (preferred part number format)

M **3** **2** **1** **5** **9** **B** **0** **2** **M** **W** **B**

MIL STYLE	TERMINATION STYLE	SPEC SHEET	FAILURE RATE	PACKAGING
M32159	B = Pre-tinned nickel barrier, wraparound	(see Standard Electrical Specifications table)	C = Non-ER M = Military grade, high reliability	TP = Tin/lead, T/R (full) S3 = Tin/lead, T/R (1000 pieces) UL = Tin/lead, T/R, single lot date code WB = Tin/lead, waffle tray WL = Tin/lead, waffle tray, single lot date code S2 = Tin/lead, T/R (500 pieces) S6 = Tin/lead, T/R (300 pieces)

Part Number (DSCC Drawings): **RCWPM5100WB99**

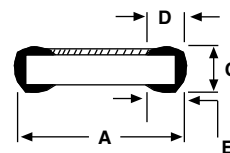
R **C** **W** **P** **M** **5** **1** **0** **0** **W** **B** **9** **9**

GLOBAL MODEL	PACKAGING ⁽¹⁾	SPECIAL
RCWPM0201 RCWPM0302 RCWPM0402 RCWPM0502 RCWPM0550 RCWPM0575 RCWPM0603 RCWPM1100 RCWPM1206 RCWPM2010 RCWPM2512 RCWPM5100 RCWPM5150 RCWPM7225	TP = Tin/lead, T/R (full), plastic tape S3 = Tin/lead, T/R (1000 pieces), plastic tape UL = Tin/lead, T/R, single lot date code WB = Tin/lead, waffle tray WL = Tin/lead, waffle tray, single lot date code S2 = Tin/lead, T/R (500 pieces), plastic tape S6 = Tin/lead, T/R (300 pieces), plastic tape UA = Tin/lead, T/R (full), paper tape UD = Tin/lead, T/R (1000 pieces), paper tape UC = Tin/lead, T/R (500 pieces), paper tape UB = Tin/lead, T/R (300 pieces), paper tape	99 = 0 Ω Jumper

Notes

- For additional information on packaging, refer to the Surface Mount Resistor Packaging document (www.vishay.com/doc?31543).
- ⁽¹⁾ Tape and Reel packaging with plastic tape standard for all case sizes except 0201. For the 0201 case size, the product is only offered in Tape and Reel packaging with paper tape.

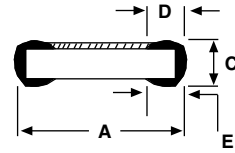
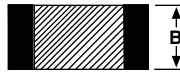
DIMENSIONS in inches (millimeters)



VISHAY DALE MODEL	MIL-PRF-32159 STYLE	MIL. SPEC. SHEET	A (LENGTH)	B (WIDTH)	C (HEIGHT)	D (TOP TERM)	E (BOTTOM TERM)
RCWPM-0502-99	RCZ0502	01	0.055 ± 0.005 (1.40 ± 0.13)	0.023 ± 0.003 (0.58 ± 0.08)	0.015 ± 0.003 (0.38 ± 0.08)	0.010 ± 0.005 (0.25 ± 0.13)	0.015 ± 0.005 (0.38 ± 0.13)
RCWPM-550-99	RCZ0505	02	0.055 ± 0.005 (1.40 ± 0.13)	0.050 ± 0.005 (1.27 ± 0.13)	0.020 ± 0.005 (0.51 ± 0.13)	0.010 ± 0.005 (0.25 ± 0.13)	0.015 ± 0.005 (0.38 ± 0.13)
RCWPM-5100-99	RCZ1005	03	0.105 ± 0.005 (2.67 ± 0.13)	0.050 ± 0.005 (1.27 ± 0.13)	0.020 ± 0.005 (0.51 ± 0.13)	0.015 ± 0.005 (0.38 ± 0.13)	0.015 ± 0.005 (0.38 ± 0.13)
RCWPM-5150-99	RCZ1505	04	0.155 ± 0.005 (3.94 ± 0.13)	0.050 ± 0.005 (1.27 ± 0.13)	0.020 ± 0.005 (0.51 ± 0.13)	0.015 ± 0.005 (0.38 ± 0.13)	0.015 ± 0.005 (0.38 ± 0.13)
RCWPM-7225-99	RCZ2208	05	0.230 ± 0.005 (5.84 ± 0.13)	0.075 ± 0.005 (1.91 ± 0.13)	0.020 ± 0.005 (0.51 ± 0.13)	0.020 ± 0.005 (0.51 ± 0.13)	0.020 ± 0.005 (0.51 ± 0.13)
RCWPM-575-99	RCZ0705	06	0.080 ± 0.005 (2.03 ± 0.13)	0.050 ± 0.005 (1.27 ± 0.13)	0.020 ± 0.005 (0.51 ± 0.13)	0.016 ± 0.008 (0.41 ± 0.20)	0.015 ± 0.005 (0.38 ± 0.13)

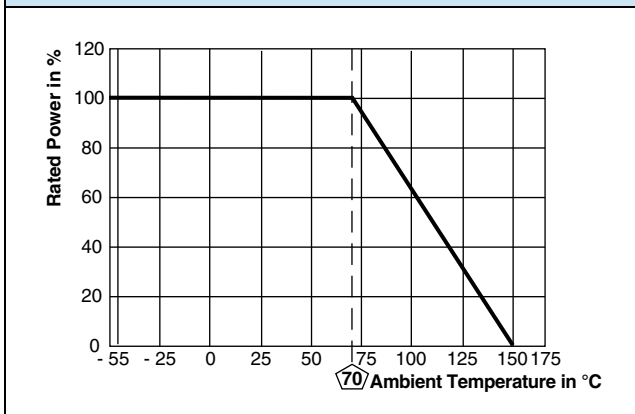


DIMENSIONS in inches (millimeters)



VISHAY DALE MODEL	MIL-PRF-32159 STYLE	MIL-SPEC. SHEET	A (LENGTH)	B (WIDTH)	C (HEIGHT)	D (TOP TERM)	E (BOTTOM TERM)
RCWPM-1206-99	RCZ1206	07	0.125 ± 0.005 (3.18 ± 0.13)	0.063 ± 0.005 (1.60 ± 0.13)	0.020 ± 0.005 (0.51 ± 0.13)	0.015 ± 0.005 (0.38 ± 0.13)	0.015 ± 0.005 (0.38 ± 0.13)
RCWPM-2010-99	RCZ2010	08	0.197 ± 0.006 (5.00 ± 0.15)	0.098 ± 0.005 (2.49 ± 0.13)	0.020 ± 0.005 (0.51 ± 0.13)	0.020 ± 0.005 (0.51 ± 0.13)	0.020 ± 0.005 (0.51 ± 0.13)
RCWPM-2512-99	RCZ2512	09	0.250 ± 0.006 (6.35 ± 0.15)	0.124 ± 0.005 (3.15 ± 0.13)	0.020 ± 0.005 (0.51 ± 0.13)	0.020 ± 0.005 (0.51 ± 0.13)	0.020 ± 0.005 (0.51 ± 0.13)
RCWPM-1100-99	RCZ1010	10	0.105 ± 0.005 (2.67 ± 0.13)	0.100 ± 0.005 (2.54 ± 0.13)	0.020 ± 0.005 (0.51 ± 0.13)	0.015 ± 0.005 (0.38 ± 0.13)	0.015 ± 0.005 (0.38 ± 0.13)
RCWPM-0402-99	RCZ0402	11	0.039 ± 0.003 (0.99 ± 0.08)	0.020 ± 0.003 (0.51 ± 0.08)	0.013 ± 0.003 (0.33 ± 0.08)	0.010 ± 0.005 (0.25 ± 0.13)	0.010 ± 0.005 (0.25 ± 0.13)
RCWPM-0603-99	RCZ0603	12	0.063 ± 0.005 (1.60 ± 0.13)	0.032 ± 0.005 (0.81 ± 0.13)	0.018 ± 0.005 (0.46 ± 0.13)	0.012 ± 0.005 (0.30 ± 0.13)	0.015 ± 0.005 (0.38 ± 0.13)
RCWPM-0302-99	RCZ0302	13	0.034 ± 0.004 (0.86 ± 0.10)	0.021 ± 0.003 (0.53 ± 0.08)	0.013 ± 0.003 (0.33 ± 0.08)	0.007 ± 0.005 (0.18 ± 0.13)	0.008 ± 0.005 (0.20 ± 0.13)
RCWPM-0201-99			0.024 ± 0.002 (0.61 ± 0.05)	0.012 ± 0.002 (0.30 ± 0.05)	0.009 ± 0.002 (0.23 ± 0.05)	0.006 ± 0.003 (0.15 ± 0.08)	0.006 ± 0.002 - 0.004 (0.15 ± 0.05 - 0.10)

DERATING CURVE



CAGE CODE: 91637 and SH903

MECHANICAL SPECIFICATIONS

Resistive element	Conductive metal
Encapsulation	Epoxy
Substrate	96 % alumina
Termination	Solder-coated nickel barrier
Solder finish	Tin/lead solder alloy



Disclaimer

ALL PRODUCT, PRODUCT SPECIFICATIONS AND DATA ARE SUBJECT TO CHANGE WITHOUT NOTICE TO IMPROVE RELIABILITY, FUNCTION OR DESIGN OR OTHERWISE.

Vishay Intertechnology, Inc., its affiliates, agents, and employees, and all persons acting on its or their behalf (collectively, "Vishay"), disclaim any and all liability for any errors, inaccuracies or incompleteness contained in any datasheet or in any other disclosure relating to any product.

Vishay makes no warranty, representation or guarantee regarding the suitability of the products for any particular purpose or the continuing production of any product. To the maximum extent permitted by applicable law, Vishay disclaims (i) any and all liability arising out of the application or use of any product, (ii) any and all liability, including without limitation special, consequential or incidental damages, and (iii) any and all implied warranties, including warranties of fitness for particular purpose, non-infringement and merchantability.

Statements regarding the suitability of products for certain types of applications are based on Vishay's knowledge of typical requirements that are often placed on Vishay products in generic applications. Such statements are not binding statements about the suitability of products for a particular application. It is the customer's responsibility to validate that a particular product with the properties described in the product specification is suitable for use in a particular application. Parameters provided in datasheets and/or specifications may vary in different applications and performance may vary over time. All operating parameters, including typical parameters, must be validated for each customer application by the customer's technical experts. Product specifications do not expand or otherwise modify Vishay's terms and conditions of purchase, including but not limited to the warranty expressed therein.

Except as expressly indicated in writing, Vishay products are not designed for use in medical, life-saving, or life-sustaining applications or for any other application in which the failure of the Vishay product could result in personal injury or death. Customers using or selling Vishay products not expressly indicated for use in such applications do so at their own risk. Please contact authorized Vishay personnel to obtain written terms and conditions regarding products designed for such applications.

No license, express or implied, by estoppel or otherwise, to any intellectual property rights is granted by this document or by any conduct of Vishay. Product names and markings noted herein may be trademarks of their respective owners.

Material Category Policy

Vishay Intertechnology, Inc. hereby certifies that all its products that are identified as RoHS-Compliant fulfill the definitions and restrictions defined under Directive 2011/65/EU of The European Parliament and of the Council of June 8, 2011 on the restriction of the use of certain hazardous substances in electrical and electronic equipment (EEE) - recast, unless otherwise specified as non-compliant.

Please note that some Vishay documentation may still make reference to RoHS Directive 2002/95/EC. We confirm that all the products identified as being compliant to Directive 2002/95/EC conform to Directive 2011/65/EU.

Vishay Intertechnology, Inc. hereby certifies that all its products that are identified as Halogen-Free follow Halogen-Free requirements as per JEDEC JS709A standards. Please note that some Vishay documentation may still make reference to the IEC 61249-2-21 definition. We confirm that all the products identified as being compliant to IEC 61249-2-21 conform to JEDEC JS709A standards.